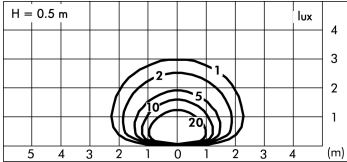
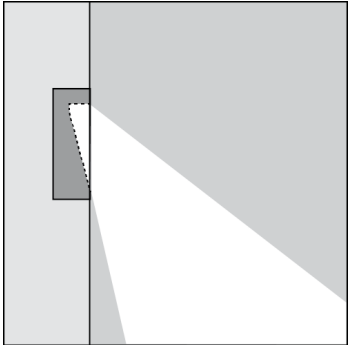
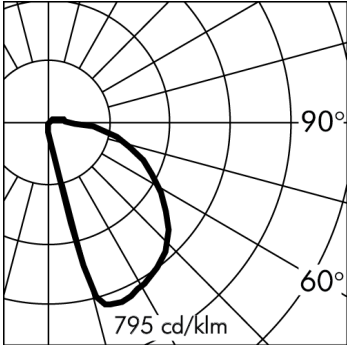
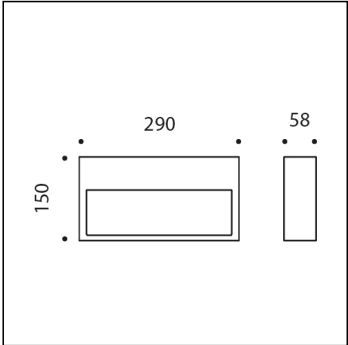



CONCRETE WALL



\*Photometric measured using WHITE LED 3000K

Version available on request without price surcharge.  
Item no longer in the catalogue.  
New Item replacing C.8055N

**C.8050N**  
module LED 4000K 220-230Vac **DIMMABLE PHASE-CUT**  
Step light surface mounted



Light Source Technical Data

Light source type:	LED
Colour temperature:	4000K
Rated module luminous flux:	1245lm
Rated luminaire luminous flux:	329lm
Rated luminaire power:	10W
Luminaire efficacy:	33lm/W
ULR:	7.5%
CIE Flux Code:	29 65 89 92 100
Color Rendering Index:	CRI 80
Standard Deviation Color Matching:	MacAdam step 3

Power Supply Technical Data


Voltage (AC):	220-230Vac
Frequency (AC):	50/60Hz
Dimmable:	PHASE-CUT

Technical Installation Data

Electrical insulation class:	I
Protection class IP:	IP65
Mechanical resistance:	IK10
Weight:	3.32Kg
Power cable:	3m - H05RN-F

Temperature and life time Technical Data

LED Lifetime:	L80 B10 70.000h Ta 25°C L80 B10 50.000h Ta 40°C
Lifespan of the LUMINAIRE:	min. 70.000h Ta 25°C min. 50.000h Ta 40°C
Performance ambient temperature:	Tq 25°C
Operating ambient temperature range:	da -20°C a +50°C
Storage temperature range:	da -20°C a +60°C

**CONCRETE WALL  
C.8050N****SPECS SHEET****LUMINAIRE TYPE**

Wall mounted luminaire. IP rating IP 65

**MATERIAL CHARACTERISTICS**

Concrete covering with added synthetic fibers with high mechanical strength. Lighting fixture in Die-cast EN AB-47100 aluminium (low copper content) housing with high corrosion resistance. Stone wash surface treatment prior to painting process. A4 grade Stainless Steel screws with 2,5-3% molybdenum content which increases the resistance against corrosion. Silicone gaskets. This luminaire has been manufactured with hand crafted procedures, therefore small imperfections, subsidence of the concrete surface, actual cracks and future, colour ripples and variations over time, are deliberately present and they are a feature of the concrete luminaire, proving the hand-made manufacturing procedure. Mechanical resistance IK 10

**LIGHTING PERFORMANCE**

Toughened glass diffuser. LOR --

**WIRING**

Supplied with a pre-wired 3,0m H05RN-F cable. Isolation: CLASS I . Available colours: Concrete (cod.35). Weight: 3.32 Kg Glow Wire test: --


**LED module included****CONCRETE WALL REGISTERED DESIGN**

**This luminaire contains built-in LED modules. In case of damage or malfunction please contact the manufacturer to receive additional instructions on how to replace and relative spare parts to order. The LED modules cannot be handled in the luminaire by the end user.**

**LED modules are engineered accordingly to the existing regulations of Lumen Maintenance (LM80) and Technical Memorandum (TM21), where uniformity and quality of the light is 70,000 hours referred to L80 B10 Ta 25 ° C (50,000 hours referable to L80 B10 Ta 40°C). Lifespan of the luminaire min. 70.000 hours Ta 25°C, min. 50,000 hours at 40°C. Performance Ambient temperature Tq 25°C. Operating ambient temperature range is from -20°C to +50°C. Storage temperature range from -20°C to +60°C.**

**ELECTRONIC EQUIPMENT SENSITIVE TO OVERVOLTAGE.**

**We recommend installing surge protection devices "SPD" in the electrical system.** Protection devices prevent the intensity of these phenomena's, protecting the appliances from the risk of being damaged and extending the lifespan. Outdoor luminaires are subject to all types of permanent, temporary, or transient electrical disturbances. Such disturbances can create permanent damage or failure affecting its performance and durability. The surge protection device (supplied by SIMES) is utilized to limit the destructive effect of these phenomena. We suggest that each luminaire must be connected to one protection device at not more than 10m away. For correct coordination of the protections, a surge protection device must also be provided inside the electrical panel of the system (the selection of this device must be carried out from the electrical designer and is not supplied by SIMES).

**CONCRETE WALL****C.8050N****ACCESSORIES****C.8054****Fixing base for surface applications**

Concrete Wall, through the use of the fixing base, becomes a surface fitting

**S.2498****SURGE PROTECTION DEVICE 10kV CLASS I**

Compatible with all lighting fixtures classified under electrical Protection Class I Rated voltage 230-277V SPD type 2+3 Max Surge Protection 10kV IP67

EACH FIXTURE MUST BE CONNECTED TO ONE SINGLE SURGE PROTECTION DEVICE AT A DISTANCE OF NO MORE THAN 10m AWAY.

**S.2491****Signal converter Input DALI Output PHASE CUT**

Monochannel Dimmers with Output phase cut. - Input Range: 80-230V AC 50/60Hz. - Max resistive load 1A. \*For Electronic and/or LED Electronic loads consider the maximum half power compared to the nominal value. Example: 220V AC 110W Max. Do not connect inductive loads. Do not connect UPS with output different from Pure Sine Wave. - The device is not equipped with earth connection Protection against accidental contact with live parts is guaranteed by the enclosure. - Cross-section of conductors 14-22 AWG (0.205-2.08 mmq). - Input Controls: DALI x1. - Printed Circuit UL. - Protection Class: IP20. - Standard Dimension 40x80x24.45 mm. - Dimension with accessories 40x100x24.45 mm. - Surge voltage protection. - Over current protection. - Use only in dry conditions IP20 Dimensions 40mm x 80mm x 24mm

**S.2495****DALI2 RELAY SWITCH for ON-OFF (NOT DIMMABLE) 230V LUMINAIRES**

Allows to make a remote control of ON-OFF not dimmable 230V luminaires via DALI2 protocol. IP20 Max nominal load 1000VA Max switching current 8A Max inrush current 80A Dimensions 32,5mm x 15mm x 58,5mm NB: the Luminaire can be controlled remotely in ON-OFF mode only and not in dimmed mode.

The total quantity of the Inrush currents of the luminaires/fixtures that you want to connect to the DALI2 RELAY SWITCH, must not exceed the maximum value of 80A.

**S.2496****DALI2 RELAY SWITCH for ON-OFF (NOT DIMMABLE) 230V LUMINAIRES**

Allows to make a remote control of ON-OFF not dimmable 230V luminaires via DALI2 protocol. IP67 Max nominal load 1000VA Max switching current 8A Max inrush current 80A Dimensions 175,5mm x 86,5mm x 43mm NB: the Luminaire can be controlled remotely in ON-OFF mode only and not in dimmed mode.

The total quantity of the Inrush currents of the luminaires/fixtures that you want to connect to the DALI2 RELAY SWITCH, must not exceed the maximum value of 80A.